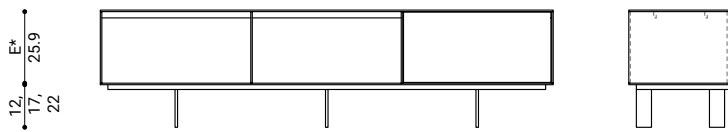
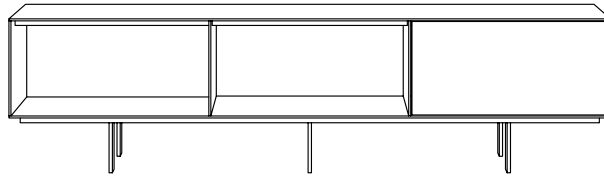


**MASSE / DIMENSIONS**

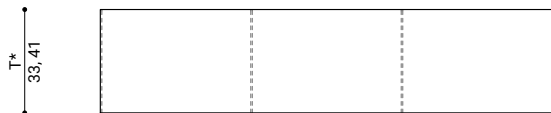
zeichnung / drawing: 239.4 x 41 x 57.1 cm, 2 schubläden / 2 drawers

breite / width (B)*	tiefe / depth (T)*	etagenhöhen / storeys (E)*	materialstärke / material
40.4, 60.3, 80.2, 120.0, 159.8, 179.7, 199.6, 239.4, 279.2, 299.1, 319.0, 358.8 cm	33, 41 cm	10.9, 17.9, 25.9, 34.9 cm	0.6 cm

\*sondermasse möglich / customizable



B\*  
40.4, 60.3, 80.2, 120.0, 159.8, 179.7, 199.6, 239.4, 279.2, 299.1, 319.0, 358.8



**MASSE / DIMENSIONS**

zeichnung / drawing: 179.7 x 41 x 46.5 cm, 1 schublade / 1 drawer

**breite / width (B)\***

40.4, 60.3, 80.2, 120.0, 159.8,  
179.7, 199.6, 239.4, 279.2,  
299.1, 319.0, 358.8 cm

**tiefe / depth (T)\***

33, 41 cm

**etagenhöhen / storeys (E)\***

10.9, 17.9, 25.9, 34.9 cm

**materialstärke / material**

0.6 cm

\*sondermasse möglich / customizable