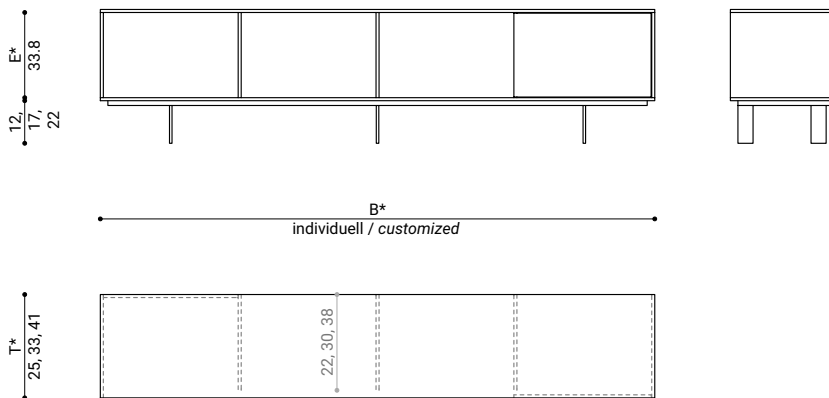
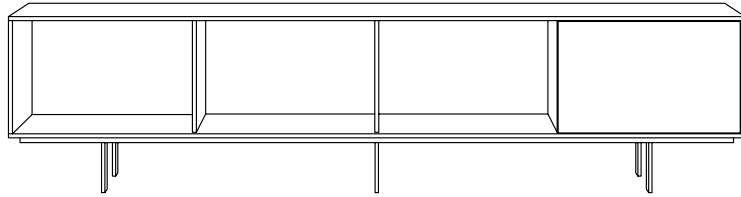


**MASSE / DIMENSIONS**

zeichnung / drawing: 250 x 33 x 213.5 cm, 9 schiebetüren / 9 sliding doors

<b>breite / width (B)*</b>	<b>tiefe / depth (T)*</b>	<b>etagenhöhen / storeys (E)*</b>	<b>materialstärke / material</b>
bis / up to 360 cm	25, 33, 41 cm	19.8, 26.8, 33.8, 53.8 cm	1 cm (hpl) 1.2 cm (holz/wood)

\*sondermasse möglich / customizable

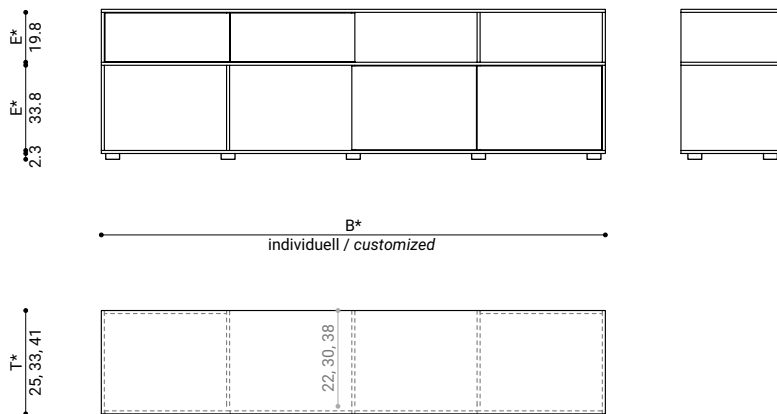
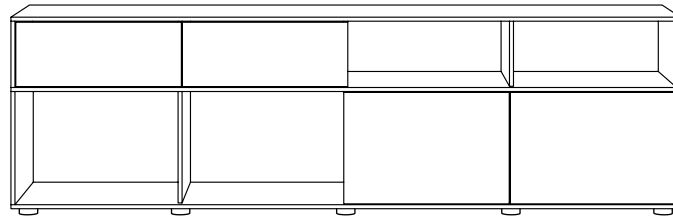


**MASSE / DIMENSIONS**

zeichnung / drawing: 220 x 41 x 53.1 cm, 1 schiebetür / 1 sliding door

breite / width (B)*	tiefe / depth (T)*	etagenhöhen / storeys (E)*	materialstärke / material
bis / up to 360 cm	25, 33, 41 cm	19.8, 26.8, 33.8, 53.8 cm	1 cm (hpl) 1.2 cm (holz/wood)

\*sondermasse möglich / customizable

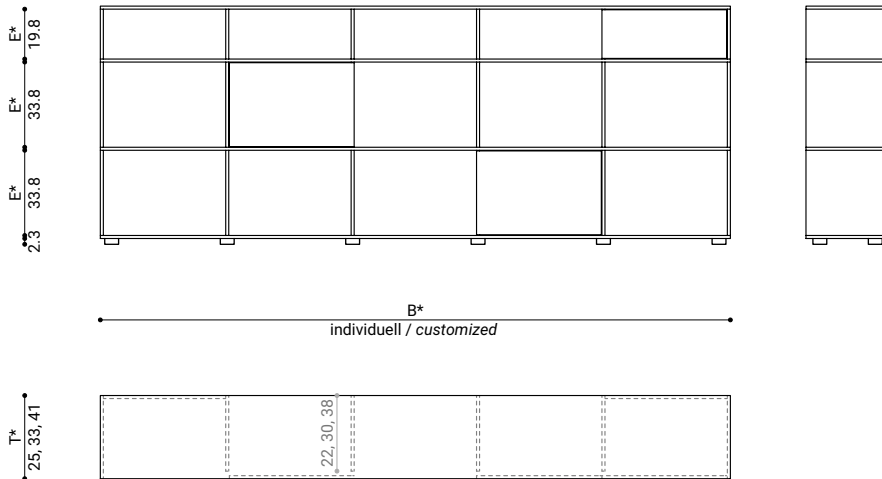
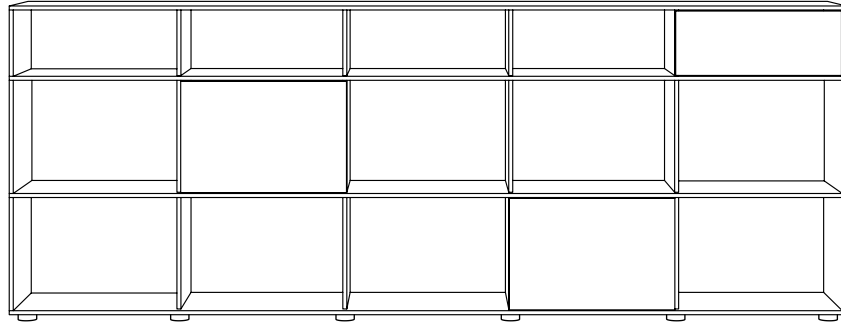


**MASSE / DIMENSIONS**

zeichnung / drawing: 200 x 41 x 59 cm, 3 schiebetüren / 1 sliding doors, 1 schublade / 1 drawer

breite / width (B)*	tiefe / depth (T)*	etagenhöhen / storeys (E)*	materialstärke / material
bis / up to 360 cm	25, 33, 41 cm	19.8, 26.8, 33.8, 53.8 cm	1 cm (hpl) 1.2 cm (holz/wood)

\*sondermasse möglich / customizable



**MASSE / DIMENSIONS**

zeichnung / drawing: 250 x 33 x 94.5 cm, 3 schiebetüren / 1 sliding doors

breite / width (B)*	tiefe / depth (T)*	etagenhöhen / storeys (E)*	materialstärke / material
bis / up to 360 cm	25, 33, 41 cm	19.8, 26.8, 33.8, 53.8 cm	1 cm (hpl) 1.2 cm (holz/wood)

\*sondermasse möglich / customizable